

Shattak

**Become an
Instructor
Teach the Masses.**





What Is Shattak ?

Shattak is a platform that helps mentors, trainers, and industry experts effortlessly host impactful masterclasses and workshops.

We take care of everything behind the scenes - **Marketing, Registrations, Payments, Technology, and Coordination.**

so mentors can focus on what matters most: Teaching and delivering meaningful learning experiences.

How Does it Work?

Pick Your Topic

.....

Choose your topic and outline your curriculum. Our team will review and help refine it.

Let Us Promote

.....

We create a full marketing campaign, bring in students, and manage all session logistics for you.

Deliver Session

.....

Lead your session while we handle everything and gather feedback to improve your future workshops.

YOUR EARNINGS AS A MENTOR

WE FOLLOW A 60-40 SPLIT FOR EVERY MASTERCLASS

**60% GOES
TO THE
MENTOR**

**40%
GOES TO
THE
PLATFORM**

HOW MUCH YOU CAN EARN

Level / Example	Rate per Student	Class Size	Earnings per Class (60% Share)	Monthly Workshops	Monthly Earnings
Beginner	₹200	50 students	₹6,000	4 Masterclass	₹24,000
Full Timer	₹500	100 students	₹30,000	8 Masterclass	₹2,40,000
Offline Seminar	₹2,000	50 students	₹60,000	2 Masterclass	₹1,20,000

Your Curriculum Should Be Outcome Oriented.

After attending the session, students should be able to:

1. Either walk away with a completed project.
2. Gain clear problem-solving skills for a specific challenge.

As a mentor you have to make sure that



TOPIC CAN BE ANYTHING. THERE IS NO RESTRICTIONS.

Your masterclass topic can be anything, as long as it covers a complete chapter.

Choose a topic that ensures students can build something real or solve a specific problem by the end of the session.



EXAMPLE

Masterclass: Dynamic Programming Essentials

Not the entire DSA — only one skill area

Outcome

Students will be able to solve major LeetCode Problem on DP

Masterclass: APIs and API Integration

Not Full Back End Web Development — only API skill

Outcome


Students will learn how to call APIs, handle responses, connect frontend/backend, and build a small real API-integrated project.

Session & Curriculum Structure



**Total Curriculum time
is Restricted To 12 hours**

Session Format



Duration

1 Day

1 Day

2 Days

2 Days

3 Days

Timing

3 Hours

6 Hours

3 Hours Each

6 Hours Each

3 Hours Each

Breaks

Without Breaks


With Breaks

Without Breaks

With Breaks

Without Breaks

The Session Will Be Divided Into Three Phases



PRE-SESSION

- Share study materials (PDFs, website links, reference notes).
- Conduct a short test or survey to understand the audience.
- Provide recorded videos or recommended YouTube resources.
- Guide students on required software installations and environment setup.
- Ask students to create accounts for the necessary tools or platforms.
- Inform them about anything important they should know beforehand.
- All points can be revisited again during the live session.

IN-SESSION

Cover the most important and high-value parts of your topic.

Conduct hands-on activities or live demonstrations.

Ensure every student is able to follow and understand.

Include short breaks and encourage questions or clarifications.

POST-SESSION

**CONDUCT AN ADDITIONAL DOUBT-CLEARING
SESSION FOR STUDENTS.**

**SHARE THE PROJECT OR ASSIGNMENT STUDENTS
NEED TO COMPLETE.**

**TAKE AN ONLINE EXAM TO EVALUATE THEIR
LEARNING.**

**MAINTAIN A WHATSAPP GROUP CONTINUOUS
DISCUSSION AND SUPPORT.**

1

**DESIGN
YOUR
CURRICULUM**

2

**ATTEND
1:1 REVIEW
SESSION**

3

**HOST FREE
MASTER
CLASS**

4

**HOST PAID
MASTER
CLASSES**

MENTOR ONBOARDING PROCESS

DESIGN YOUR CURRICULUM

Decide The Topics You Will Cover

Define The Learning Outcomes

What should students be able to build, solve, or achieve after your masterclass?

Split Your Content into:

Pre-session, In-session, Post-session

MAKE YOUR CONTENT CLEAN, VISUALLY APPEALING, AND PROFESSIONAL

Prepare all learning resources:
PPT, Documents, Diagrams,
Code files/project resources

**OUR TEAM WILL SUPPORT YOU AT EVERY STEP
FEEL FREE TO REACH OUT ANYTIME**

ATTEND 1:1 REVIEW SESSION

Once your curriculum is ready,
You will deliver a 15-minute
demo class

We will review your :

Curriculum

Delivery

Teaching clarity

Pre & Post Session Materials

**BASED ON YOUR
PERFORMANCE:**

If excellent, you will be
approved directly for the free
masterclass

If improvements are needed,
we may schedule a second
demo session

HOST A FREE MASTERCLASS

After clearing the Review, you can host your first free masterclass

WITH 30 STUDENTS RESTRICTED

STUDENTS WILL PAY A ₹5 SERIOUSNESS FEE

Your Goal From This Session :

Ensure at least 10 out of 30 students submit the assignment

Without this, you cannot move to paid sessions

**YOU MAY MOTIVATE AND GUIDE ✨
BUT NOT FORCE ASSIGNMENT COMPLETION**

YOU GET 3 FREE-CLASS ATTEMPTS.

**IF YOU DON'T MEET OUTCOMES IN ALL 3 ATTEMPTS.
YOU CAN RETRY AFTER A 3-MONTH COOLING PERIOD**

HOST PAID MASTERCLASSES

CONGRATULATIONS!! YOU ARE
NOW A SHATTAK LICENSED
INSTRUCTOR

You can host up to 100 students

You may set your price between ₹100 – ₹1,000,
Depending on the demand and complexity of
your session





Pull model

Mentor promotes and brings their own audience

1:1 sessions

Limited to mentor's personal brand

Done by mentor

Mentor manages everything

Promote, manage, host

Low (1:1)

Push model

We bring the audience for you

1:many masterclasses


Wider reach through our marketing

Fully handled by us

We manage branding, promotion, onboarding etc

Just show up and teach

High (1:many)



✔ Marketing & Promotions for your course

✔ Student Registration and Onboarding

✔ Certification Management for participants

✔ Pre- and Post-Session Coordination

✔ Website & Platform Technology Infrastructure

✔ Payment, Billing, Refunds & Financial Clearance

✔ Customer Support and Queries Resolving

✔ Collecting Student Feedback and providing insights

✔ Support in Creating Study Materials

Thank you!

Feel free to approach us
if you have any questions.

**Call or WhatsApp Us
Anytime 7908651229**

